

Cube PX Ultra-Wide Beam



Ultra-Wide Beam Pattern

For a large-area and particularly wide light distribution



1500 to 4500 Lumens

Selection of 4 different power levels per beam pattern



Matrix Portfolio

A vehicle-specific lighting set-up can be put together individually. Mix & match. Vary and combine



IP & IK protection classes

Tested and validated in a DIN-certified environmental simulation laboratory regarding extreme external influences such as water, dust, shocks, impacts, heat, cold, permanent vibrations and many more



Professional light for professional work

With the OSRAM LEDriving Professional Series PX working lights portfolio, it is now possible to find exactly the right lighting for a wide range of special professional tasks and applications. The 16 working lights in total score points with maximum optical efficiency, effectiveness, and homogeneous light distribution. The modular series focuses on the most important aspects of worklight use: Illumination, performance, quality, shape, durability, functionality, and thus can also result in increased safety at work for you and others. The optimal factors can be selected and prioritized for each corresponding application; thus, with these high-performance lights, a complete vehicle-specific lighting set-up can be put together, that this is perfectly applicable to the respective individual requirements and needs. The working lights are suitable for 12V and 24V vehicles and a total of four beam patterns - Flood, Spot, Wide and Ultra-Wide - and four power levels - 1500lm, 2500lm, 3500lm and 4500lm - are available for each light. In addition, they can be mounted in three different ways: Direct mounting, flexible standard mounting, and heavy-duty mounting. Additionally, OSRAM has developed specially designed mounting kits and a cable with DT-connector. Validated according to the highest IP & IK protection classes IP6K8 & IP6K9K and CISPR25 Class 5, the Professional Series is designed to meet the highest OE standards and requirements of the automotive industry. OSRAM provides a 5-year guarantee on these products¹⁾²⁾¹⁾ Additional working lights without ECE approval for use as work lights are approved for use on any vehicle according to German Road Traffic Licensing Regulations (StVZO) §52 (7). However, they must not be used and switched on while driving. In addition, individual special regulations, and laws of countries outside Germany must be observed.²⁾ For precise conditions refer to: www.osram.com/am-guarantee

Product family datasheet

Technical data





| Product description | Product information | | Electrical data | | Photometrical data | Capabilities |
|---------------------------------------|---------------------|---|-----------------|-----------------|--------------------|--------------|
| | Order reference | Application (Category and Product specific) | Nominal voltage | Nominal wattage | Luminous flux | Technology |
| Cube PX 2500 ULTRA WIDE LEDPWL 101-UW | LEDPWL 101 | Working light application | 12/24 V | 27.00 W | 2500 lm | LED |
| Cube PX 3500 ULTRA WIDE LEDPWL 102-UW | LEDPWL 102 | Working light application | 12/24 V | 33.00 W | 3500 lm | LED |
| Cube PX 4500 ULTRA WIDE LEDPWL 103-UW | LEDPWL 103 | Working light application | 12/24 V | 45.00 W | 4500 lm | LED |
| Cube PX 1500 ULTRA WIDE LEDPWL 113-UW | LEDPWL 113 | Working light application | 12/24 V | 15.00 W | 1500 lm | LED |

| Product description | Certificates & standards | | Logistical data | Environmental information according Art. 33 of EU Regulation (EC) 1907/2006 (REACH) |
|---------------------------------------|--------------------------|--------------------------------------|-----------------|---|
| | Type of protection | Standards | Commodity code | Date of Declaration |
| Cube PX 2500 ULTRA WIDE LEDPWL 101-UW | IP6K8/IP6K9K | ECE R10/CISPR25/CLASS 5/FCC part 15b | 85122000900 | 16-02-2024 |
| Cube PX 3500 ULTRA WIDE LEDPWL 102-UW | IP6K8/IP6K9K | ECE R10/CISPR25/CLASS 5/FCC part 15b | 85122000900 | 16-02-2024 |
| Cube PX 4500 ULTRA WIDE LEDPWL 103-UW | IP6K8/IP6K9K | ECE R10/CISPR25/CLASS 5/FCC part 15b | 85122000900 | 16-02-2024 |
| Cube PX 1500 ULTRA WIDE LEDPWL 113-UW | IP6K8/IP6K9K | ECE R10/CISPR25/CLASS 5/FCC part 15b | 85122000900 | 16-02-2024 |

| Product description | Primary Article Identifier | Declaration No. in SCIP database |
|---------------------------------------|----------------------------|----------------------------------|
| Cube PX 2500 ULTRA WIDE LEDPWL 101-UW | 4062172279406 | In work |
| Cube PX 3500 ULTRA WIDE LEDPWL 102-UW | 4062172279420 | In work |
| Cube PX 4500 ULTRA WIDE LEDPWL 103-UW | 4062172279444 | In work |
| Cube PX 1500 ULTRA WIDE LEDPWL 113-UW | 4062172279642 | In work |

Product family datasheet

Download Data

| File | |
|---|---|
|  | User instruction LEDiving PROFESSIONAL WORKING LIGHTS |
|  | Movie application OSRAM Quality Testing LEDiving working and driving lights (EN) |
|  | Movie application OSRAM LEDdriving and working lights Imagefilm (EN) |
|  | Movie application LEDiving Driving and Working Lights Reference Video (EN) |

Safety advice

For detailed application information, please refer to the product data sheet and the user instruction

Legal advice

1) Additional working lights without ECE approval for use as work lights are approved for use on any vehicle according to German Road Traffic Licensing Regulations (StVZO) §52 (7). However, they must not be used and switched on while driving. In addition, individual special regulations, and laws of countries outside Germany must be observed.

2) For precise conditions refer to: www.osram.com/am-guarantee

Application advice

For more detailed application information and graphics please see product datasheet.

Disclaimer

Subject to change without notice. Errors and omission excepted. Always make sure to use the most recent release.