

# Cube WL VX80-WD



### Wide Beam Pattern

For a large-area and particularly wide light distribution



### Up to 47 m long beam

See and be seen with OSRAM



### 2 in 1: Front and rear application

Perfectly matched to individual requirements and needs for versatile applications



### IP & IK protection classes

Tested and validated in a DIN-certified environmental simulation laboratory regarding extreme external influences such as water, dust, shocks, impacts, heat, cold, permanent vibrations and many more



### Powerful LED working lights

With the OSRAM LEDriving Cube WL VX80-WD, you achieve impressive illumination on dark field and forest paths, off-road and off the beaten tracks. The working light combines affordability with exceptional performance, quality and functionality, providing users with impressive visibility at workplaces beyond roads and off-road areas. Designed to meet diverse tasks, the working light impress with a luminous flux of up to 1350lm and a wide beam pattern with wide light distribution, significantly enhancing safety at work for you and others. Even in dim light and reduced visibility, the working light with up to 6000 Kelvin can provide conditions similar to daylight. Versatile applicable, it defies numerous environmental influences and, thanks to high-quality materials such as the aluminum housing and the stable polycarbonate lens, it is particularly light and at the same time robust and resistant. In addition, the work light holds an approval according to ECE R148 as a reversing light. The LEDriving Cube WL VX80-WD has been tested and validated with the IP-Protection Classes IP6K8 & IP6K9K in our DIN certified environmental simulation laboratory for extreme external influences regarding water, dust, impacts, heat, cold and permanent vibration. It is an effective and efficient addition to your vehicle and can be attached to trucks, agricultural machinery, commercial vehicles, construction vehicles and off-road vehicles<sup>1)</sup>. OSRAM provides a 2-year guarantee<sup>2)</sup>.<sup>1)</sup> Additional working lights without ECE approval for use as work lights are approved for use on any vehicle according to German Road Traffic Licensing Regulations (StVZO) §52 (7). However, they must not be used and switched on while driving. In addition, individual special regulations, and laws of countries outside Germany must be observed. <sup>2)</sup>For precise conditions refer to: [www.osram.com/am-guarantee](http://www.osram.com/am-guarantee)

## Product family datasheet







### Technical data

|                             | Product information                         | General Product Information |  | Electrical Data           |                    |
|-----------------------------|---|-----------------------------|--|---------------------------|--------------------|
| Product description         | Application (Category and Product specific) | Global order reference      |  | Nominal voltage           | Nominal wattage    |
| Cube WL VX80-WD LEDWL105-WD | Working light application                   | LEDWL105-WD                 |  | 12/24 V                   | 12 W               |
|                             | Photometric Data                            | Lifetime Data               | Capabilities   | Certificates & standards  |                    |
| Product description         | Nominal luminous flux                       | Lifespan Tc                 | Technology   | Approval marks – approval | Type of protection |
| Cube WL VX80-WD LEDWL105-WD | 1350 lm                                     | > 5000 hr                   | LED <sup>1)</sup>  | E9 approval               | IP6K8/IP6K9K       |
|                             |   | Logistical data             | Environmental & Regulatory Information according Art. 33 of EU Regulation (EC) 1907/2006 (REACH) |                           |                    |
| Product description         | Standards                                   | Commodity code              | Declaration no. in SCIP database   |                           |                    |
| Cube WL VX80-WD LEDWL105-WD | ECE R10, R148                               | 85122000900                 | In work  |                           |                    |

<sup>1)</sup> Light-emitting diode application

## Product family datasheet

### Download Data

| File  |  |
|---|--|
|  | User instruction<br>LEDriving Cube WL VX80-WD  |
|  | Movie application<br>LEDriving D and W Image Video Bringing light to life (EN)       |
|  | Movie application<br>LEDriving Driving and Working Lights Reference Video (EN)       |
|  | Movie application<br>OSRAM LEDdriving and working lights Imagefilm (EN)              |
|  | Movie application<br>OSRAM Quality Testing LEDriving working and driving lights (EN) |
|  | Product movie<br>LEDriving Working Lights Value Series VX Product Trailer (EN)       |

#### Safety advice

For detailed application information, please refer to the product data sheet and the user instruction

#### Legal advice

1) Additional working lights without ECE approval for use as work lights are approved for use on any vehicle according to German Road Traffic Licensing Regulations (StVZO) §52 (7). However, they must not be used and switched on while driving. In addition, individual special regulations, and laws of countries outside Germany must be observed.2) For precise conditions refer to: [www.osram.com/am-guarantee](http://www.osram.com/am-guarantee)

#### Application advice

For more detailed application information and graphics please see product datasheet.

#### Disclaimer

Subject to change without notice. Errors and omission excepted. Always make sure to use the most recent release.